

## SIZE GUIDE – KIDS

# FINDING YOUR CHILD'S SIZE

Use your child's height when choosing sizes. The measurements in the size charts are given in centimetres. The chart also shows age, which can give a pointer to which size to choose if you have not been able to measure your child.

Sizes in 'centilong'	80	90	100	110	120	130	140
Age (years)	1	1,5–2	3–4	4–5	6–7	7–8	9–10
Chest measurement	49,5	52	54,5	57	59	63	67
Waist	47,5	50	52	54	56	57	60
Hips	52	54	57,5	60	63	67	72
Inside leg length	30	36	42	48	53,5	59	65

### How do I measure?

Using a tape measure, measure directly against the body in centimetres to determine your child's size. Range of movement is already taken into account.

#### A Chest measurement

Measure over the fullest part of your bust and over the shoulder blades.

#### B Waist

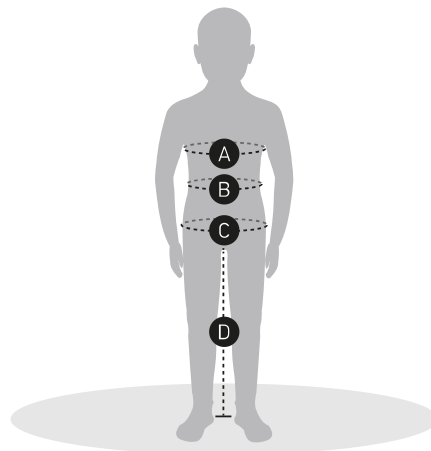
Measure your waist at the narrowest point.

#### C Hips

Measure around the hips at the widest point.

#### D Inside leg length

Inside leg length is measured from the crotch down to the floor.

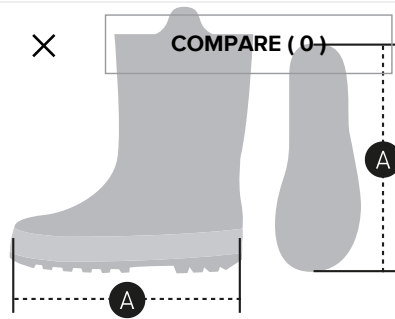


### Between sizes?

We have received feedback from customers that our kids' clothing is slightly on the large side. We would therefore recommend opting for the smaller of the sizes you are considering. Several of our garments also feature our Extend Size function, which allows the arms and/or legs to be extended by up to one centimetre by unpicking a seam.

### What shoe size is my child?

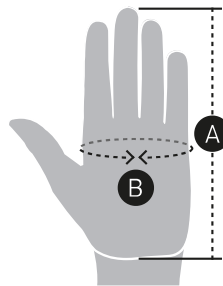
No one feels comfortable in footwear that is too big or too small. In order to make it easier for you to find your child's shoe size, you need to measure based on the internal length of the sole. Measure their foot from heel to big toe to determine the correct size.



Size	20	21	22	23	24	25	26	27	28	29	30	31	32	33	34	35
Internal length of sole (cm)	13,5	14	14,7	15,3	16	16,5	17,4	18	18,7	19,3	20	20,8	21,2	21,8	22,6	23,3

### What mitten size is my child?

It can sometimes be tricky to know what size your child needs in order to keep their hands warm. You need to measure the length of their hand from the wrist to the tip of their middle finger (A). Measure around their hand, not including the thumb (B). The measurements are given in centimetres.

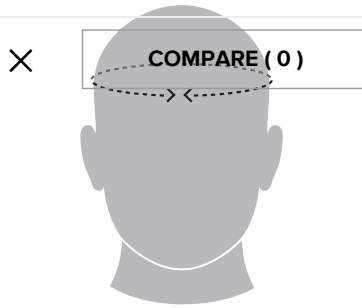


Age / Size *	0–2 years	2–4 years	4–6 years	6–8 years	8–10 years
Hand length	9	11	12	14	15
Hand circumference	11,5	13,0	14,5	15,5	16,5

\* = Significant variations in head circumference can occur within the same age group.

### What size of hat or cap does my child need?

You need to measure the circumference of their head at its widest point, roughly one centimetre above their eyebrows and eyes. Don't pull the tape measure too tight. If the measurement falls between two whole centimetres, round up to the larger size. No tape measure? In that case, you can measure using a length of string, and then measure it against a ruler or folding rule. The circumference of the head is measured in centimetres.



Size (cm)	80	90	100	110	120	130	140	150	160	170
Age*	1	1,5-2	3-4	4-5	6-7	7-8	9-10	11-12	13-14	15-16
Circumference of head	48/50	50/52	50/52	52/54	52/54	54/56	54/56	56/58	56/58	56/58

\* = Significant variations in head circumference can occur within the same age group.

## Questions?

Do you have any questions regarding size or fit? Please contact us.



### ABOUT US

[Our history](#)  
[Our responsibility](#)  
[Find retailer](#)  
[Work for us](#)  
[Materialbank](#)

### CUSTOMER CARE

[Contact us](#)  
[FAQ](#)  
[Size guide](#)

### COUNTRY

[International](#) ▾

### PRIVACY POLICY

[Privacy policy](#)  
[Cookie policy](#)

### FOLLOW US